



# PVC (KG) PIPES






# WE ARE

a private company Peštan, leader in the Balkans in the production and distribution of products and solutions from the polymers.

Company was founded in 1989 and has been producing water pipes made of polyethylene. Over time, we introduced new materials (polypropylene and PVC) and expanded product range. Today, in our offer you may find more than 8.500 products, divided into four categories:



**PIPING  
SOLUTIONS**




**BATHROOM  
SOLUTIONS**



**AGRO CULTURE  
SOLUTIONS**



**HOUSEHOLD  
SOLUTIONS**




Edition 6



# PVC (KG) PIPES

---



For domestic & street sewage systems

**The pipes for domestic and street sewerage systems together with the appropriate coupling sleeves are intended to be used for the removal of all kinds of waste water.**

Assembly of the pipeline is extremely easy , pipes are connected to one another with fittings while complete seal is achieved with use of rubber bands. Maximum temperature of application is +600 °C. Pipes are resistant to salt water, alcohol, acids, alkalis, sulphates, aggressive gas and all kinds of detergents. On the other hand, they cannot be used for the transport of water which contains high percentage of benzene, benzine (petrol) or acetone.

## Technical data & characteristics

- Very light material
- Simple and easy way of both transport and manipulation
- Fast and cheap assembling
- Pipe connections are resistant to water and other type of fluids
- They are resistant to corrosion in alkaline, acid or aggressive environment



- They are fine electrical insulator, and also resistant to mechanical impact
- Guaranteed life time of more than 50 years
- Practically no costs of pipeline maintenance
- Connection with muffs and gaskets made of EPDM or rubber (EN 681)
- SRPS EN 1401 / SRPS EN 13476\*

\*SRPS EN 1401 - European norm for production of full wall compact PVC pipes. SRPS EN 13476 - European norm for production of three layer PVC pipes.

### Material characteristics:

- Specific mass  $1,38 \div 1,45 \text{ gr/cm}^3$
- Tensile strenght 50-60 MPa
- Thermal stability: according to Vicat min 79 °C
- Thermal conductivity 0,54 KJ/mh/°C
- Linear ratio of thermal extension 0,08 mm/m/°C
- Water absorption 4 mg/cm<sup>2</sup>

## APPLICATION AND STATIC RECOMENDATION

---

**What pipe series should be used depends on location, ground quality and type of foundation, other various conditions, etc.**

**Pipe series S-20 and S-16 are used in normal conditions, i.e. for normal type of ground, trenches, burial methods and ground compression.**

**Pipe series S-25 are laid in terrains with extremely incoherent material. Deformation of the cross section is checked after one to three months from laying of pipeline.**

With pipe series S-20 and S-16 deformation cannot be higher than 5% of outer pipe diameter, while the maximum deformation after two years cannot be higher than 10% of diameter.

With pipe series S-25, after one to three months from laying of pipeline, maximum deformation will not be higher than 5%, while deformation after 2 years is allowed to be up to 8%.

Laying of sewerage pipes and fittings is allowed without any specific static evidence, and in accordance with the following conditions:

- Bellow traffic surfaces with traffic loading up to 30 tons, minimum covering layer should be 1,5 m.

- Bellow non-traffic surfaces or surfaces which are temporarily exposed to light vehicle traffic, minimum covering layer should be 0,8m.

- While laying the pipeline bellow the buildings, covering layer above the pipe socket must be at least 150mm.

- Protection pipes should be used if the loading from the mounted construction parts cannot be avoided.

- While laying the pipeline in the trenches with minimum width, covering layer must not be higher than 6m; on the other hand, while laying the pipeline below the protective dam and in wide trenches, covering layer should not be higher than 4m.

- Filling soil should have the following approximate characteristics:  $8 \leq 20,5 \text{KN/m}^2$   
 $8 \leq 22,50$  (angle $\emptyset$ )

- Laying the pipeline in the area with ground water is allowed only if the removal of the filling material is prevented. Removal is prevented by laying the pipeline in the filter layer made of gravel or concrete.

- If not acting completely in accordance with these norms it is necessary to calculate the pipe

carrying ability, while standard conditions of filling and ground compression should be provided (DIN 4033, EN ); this means that in the pipeline zone, from the bottom of the trench up to at least 30cm above the vertex of the pipe the following ground compression values should be achieved:

- 97% density of unshoveled soil for binding ground.
- 95% density of unshoveled soil for binding ground.

All values of ground compression should be proven during handling.

- Pipeline zone (from the bottom of the trench up to at least 30cm above the vertex of the pipe) is filled with material which does not contain stones and at the same time can be compressed. Filling material, which will be in direct contact with the pipe, can be taken from the ground pile came from shoveled trench, which should be previously cleared from large pieces. Ground compression around the pipe can be done manually or by using hydraulic tools. Each time material is filled only up to vertex of the pipe while the ground compression is being done sidewise, never in the zone occupied by the pipe. Filling material is being compressed until well sidewise support of the sewerage trench is provided. Material is being filled above the vertex of the pipe in layers, in a way that the higher layers are compressing the lower ones.

## PIPE SERIES SPECIFICATION

---

### Pipe series S-25 (SDR 51) SN 2 KN/m

- Depth of pipe trench min 1,2 ÷ 4 m max
- Maximum loading max 12t/axel
- Ring stiffness SN 2 KN/m<sup>2</sup>
- Connection with EPDM or rubber (EN 681) seal in socket
- Length 1 ÷ 6m

### Pipe series S-20 (SDR 41) SN 4 KN/m<sup>2</sup>

- Depth of pipe trench min 1,2 ÷ 6 m max
- Maximum loading max 18t/axel
- Ring stiffness SN 4 KN/m<sup>2</sup>
- Connection with EPDM or rubber (EN 681) seal in socket
- Length 1 ÷ 6m

### Pipe series S-16 (SDR 34) SN 8 KN/m<sup>2</sup>

- Depth of pipe trench min 1,2 ÷ 6 m max
- Maximum loading max 18t/axel
- Ring stiffness SN 8 KN/m<sup>2</sup>
- Connection with EPDM or rubber (EN 681) seal in socket
- Length 1 ÷ 6 m

FITTING OF SN4 CLASS CAN BE USED WITH PIPES SN8, BECAUSE OF THEIR GEOMETRY THEY HAVE STRENGTH OF SN8.



# SADDLE AFTER GRIP (SAG)

**Saddle after grip is new, modern product, with great performance.**

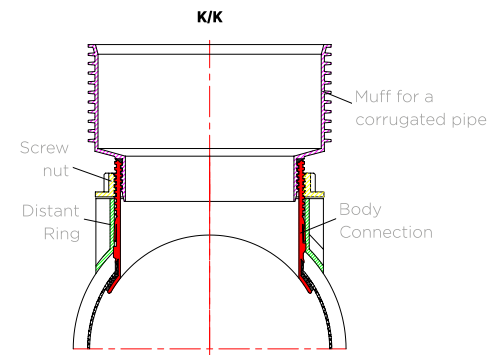
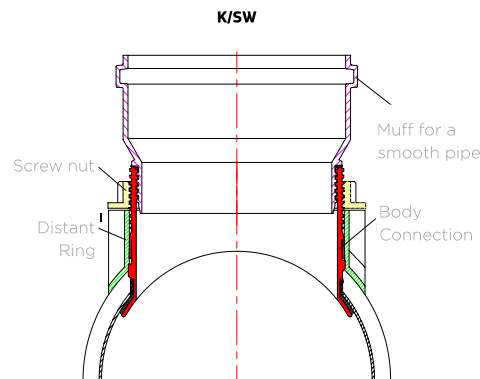
It is intended for subsequent connection to an existing pipeline for smooth as well as corrugated pipes. Using this system, combined with a great range of Peštan fittings, production of new lines of home, street and drain sewer, as well as connecting to existing lines becomes satisfaction.

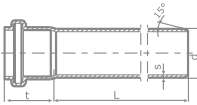

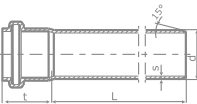

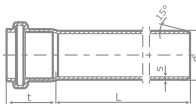

Peštan latest product main purpose is to be subsequently attached to an existing pipeline with a connection to smooth and corrugated pipes. The connection is safe and waterproof. It is made of ABS by injection molding technology.

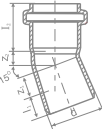

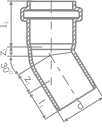

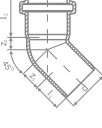

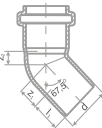

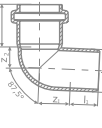

## SIZES

Sizes are given in the following table:

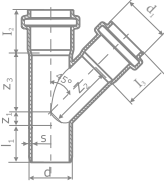

K/K CODE	K/SW CODE	
10799210	10799110	250/160
10799211	10799111	300/160
10799212	10799112	400/160
10799213	10799113	500/160
10799214	10799114	600/160
K/K CODE	K/SW CODE	
10799200	10799100	250/200
10799201	10799101	300/200
10799202	10799102	400/200
10799203	10799103	500/200
10799204	10799104	600/200

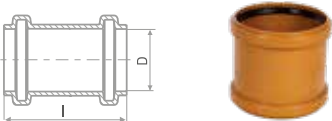
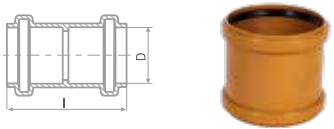
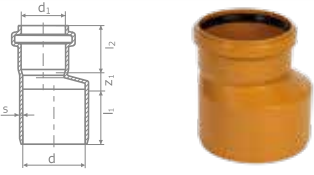
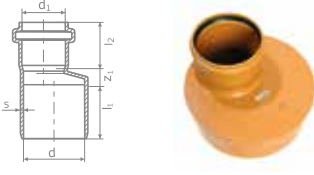


DESCRIPTION	PICTURE	CODE	D	S	T
<b>KG PIPE SDR51 SN2</b>					
		10400044	160	3,2	86
		10400054	200	3,9	106
		10400074	250	4,9	128
		10400104	315	6,2	155
		10400144	400	7,9	183
		10400184	500	9,8	210
10410560	630	12,3	188		
<b>KG PIPE SDR41 SN4</b>					
		10400304	110	3,2	61
		10400324	125	3,2	72
		10400344	160	4,0	86
		10400364	200	4,9	106
		10400384	250	6,2	128
		10400404	315	7,7	155
		10400444	400	9,8	183
		10400484	500	12,3	210
		10410360	630	15,4	188
<b>KG PIPE SDR34 SN8</b>					
		10400604	110	3,2	61
		10400624	125	3,7	72
		10400644	160	4,7	86
		10400664	200	5,9	106
		10400684	250	7,3	128
		10400704	315	9,2	155
		10400744	400	11,7	183
		10400784	500	14,6	210
		10410160	630	18,4	188

DESCRIPTION	PICTURE	CODE	D	S	Z1	Z2	L1MIN	L2
<b>KGB BEND 15°</b>								
 	10401362	110	3,2	6,1	20	61	49,1	
	10401363	125	3,2	7,9	21	68	54,6	
	10401360	160	4	10,1	26,2	81	86	
	10401361	200	4,9	26	30	99	106	
	*11500002	250	6,2	18	30	125	128	
	*11500003	315						
	*11500005	400						
*11500007	500							
<b>KGB BEND 30°</b>								
 	10401020	110	3,2	14,7	27,1	61	49,6	
	10401021	125	3,2	16,7	29,1	68	54,6	
	10401022	160	4	24	30	81	86	
	10401023	200	4,9	30	39	99	106	
	*11500102	250	6,2	37	49	125	128	
	*11500103	315						
	*11500105	400						
*11500107	500							
<b>KGB BEND 45°</b>								
 	10401120	110	3,3	22,9	34,7	61	49,1	
	10401121	125	3,3	26	37,8	68	54,6	
	10401102	160	4	36	44	81	86	
	10401103	200	4,9	46	55	99	106	
	10401104	250	6,2	57	69	125	128	
	10401105	315	7,7	72	86	132	155	
	10401106	400	9,8	83,3	117,9	150	119	
	*11500205	500						
<b>KGB BEND 67.5°</b>								
 	10401320	110	3,3	54,67	43,68	61	49,1	
	10401321	125	3,3	59,475	51,07	68	54,6	
	10401302	160	4	67,955	63,7	81	86	
	10401303	200	4,9	61,81	80,74	99	106	
	10401304	250	6,2	77,31	101,03	125	128	
<b>KGB BEND 87.5°</b>								
 	10401320	110	3,3	53,2	62,8	61	49,1	
	10401321	125	3,3	60,4	70	68	54,6	
	10401302	160	4	83	89	81	86	
	10401303	200	4,9	105	114	99	106	
	10401304	250	6,2	131	143	125	128	
	10401305	315	7,7	165	180	132	155	
	10401326	400	9,8	193,3	121,2	150	119	
	*11500405	500						

DESCRIPTION	PICTURE	CODE	D/D1	S	Z1	Z2	Z3	L1MIN	L2	L3
KGEA BRANCH 87,5°										
		10401630	110/110	3,3	52,7	67,3	67,3	61	49,1	49,1
		10401631	125/110	3,3	52,4	67,6	67,6	68	54,6	49,1
		10401632	125/125	3,3	59,9	75,1	75,1	68	54,6	54,6
		10401603	160/110	4	58	86	64	81	86	61
		10401604	160/125	4	66	87	71	81	86	72
		10401605	160/160	4	83	89	89	81	86	86
		10401606	200/110	4,9	62	105	64	99	106	61
		10401607	200/125	4,9	69	75	101	75	106	72
		10401608	200/160	4,9	86	108	90	99	106	86
		10401609	200/200	4,9	106	111	111	99	106	106
		10401619	250/110	6,2	90	132	100	120	128	61
		10401620	250/125	6,2	90	132	100	120	128	72
		10401610	250/160	6,2	89	132	91	125	128	86
		10401611	250/200	6,2	108	134	111	125	128	106
		10401612	250/250	6,2	131	138	138	125	128	128
		10401618	315/110	7,7	93	162	104	134	155	61
		10401617	315/125	7,7	93	162	104	134	155	72
		10401613	315/160	7,7	93	164	104	134	155	86
		10401614	315/200	7,7	111	165	113	132	155	106
		10401615	315/250	7,7	134	169	139	132	155	128
		10401616	315/315	7,7	165	173	173	132	155	155
		10401621	400/110	9,8	106	206,5	131,8	150	124,2	51,3
		10401622	400/160	9,8	106	209,7	131,8	150	124,2	65
		10401623	400/200	9,8	106	214,5	131,8	150	124,2	77,5
		*11501232	400/110							
		*11501233	400/125							
		*11501234	400/160							
		*11501235	400/200							
		*11501236	400/250							
		*11501237	400/315							
		*11501239	400/400							
		*11501249	500/110							
		*11501250	500/125							
		*11501251	500/160							
		*11501252	500/200							
		*11501253	500/250							
		*11501254	500/315							
		*11501256	500/400							
		*11501258	500/500							
		*11501056	500/400							
		*11501058	500/500							

DESCRIPTION	PICTURE	CODE	D/D1	S	Z1	Z2	Z3	L1MIN	L2	L3
KGEA BRANCH 45°										
										
										
		10401430	110/110	3,3	22,8	138,2	138,2	61	49,1	49,1
		10401431	125/110	3,3	15,3	148,8	145,7	68	54,6	49,1
		10401432	125/125	3,3	25,9	156,3	156,3	68	54,6	54,6
		10401403	160/110	4	1	168	159	81	86	61
		10401404	160/125	4	12	176	169	81	86	72
		10401405	160/160	4	36	194	194	81	86	86
		10401406	200/110	4,9	-16	195	177	99	106	61
		10401407	200/125	4,9	7	212	201	81	106	72
		10401408	200/160	4,9	19	220	213	99	106	86
		10401409	200/200	4,9	46	241	241	99	106	106
		10401419	250/110	6,2	32	228	209	165	128	61
		10401420	250/125	6,2	21	236	220	154	128	72
		10401410	250/160	6,2	-4	253	236	125	128	86
		10401411	250/200	6,2	23	274	264	125	128	106
		10401412	250/250	6,2	57	300	300	125	128	128
		10401418	315/110	7,7	2	272	244	160	155	61
		10401417	315/125	7,7	-8	279	254	154	155	72
		10401413	315/160	7,7	-32	297	278	126	155	86
		10401414	315/200	7,7	-6	318	295	132	155	106
		10401415	315/250	7,7	28	344	331	132	155	128
		10401416	315/315	7,7	72	378	378	132	155	155
		10203703	400/160	15,3	22	370	255	178	155	75
		10203703	400/200	15,3	62	390	215	178	155	90
		*11501032	400/110							
		*11501033	400/125							
		*11501034	400/160							
		*11501035	400/200							
		*11501036	400/250							
		*11501037	400/315							
		*11501039	400/400							
		*11501049	500/110							
		*11501050	500/125							
		*11501051	500/160							
		*11501052	500/200							
		*11501053	500/250							
		*11501054	500/315							
		*11501056	500/400							
		*11501058	500/500							
		*11501258	500/500							
		*11501056	500/400							
		*11501058	500/500							

DESCRIPTION	PICTURE	CODE	D (D/D1)		L1 <sub>MIN</sub>		
<b>KGU SLEEVE SOCKET</b>							
		10402720	110		122,2		
		10402721	125		131,2		
		10402702	160		158		
		10402703	200		158		
		10402704	250		250		
		10402705	315		293		
		10402706	400		244		
		*11502310	500				
<b>KGU DOUBLE SOCKET</b>							
		10402620	110		122,2		
		10402621	125		131,2		
		10402602	160		158		
		10402604	250		250		
		10402605	315		293		
		10402626	400		244		
		*11502410	500				
DESCRIPTION	PICTURE	CODE	(D/D1)	S	Z1	L1 <sub>MIN</sub>	L2
<b>KGR EXCENTRIC REDUCER</b>							
		10401730	125/110	3,3	23,3	67	49,1
		10401701	160/110	4	34	81	61
		10401702	160/125	4	27	81	72
		10401703	200/110	4,9	26	125	61
		10401705	200/160	4,9	32	99	86
		10401709	250/200	6,2	38	125	106
		10401714	315/250	7,7	46	132	128
		10401734	200/125	4,9	25	99,8	52
		10401737	250/160	6,2	28	126	63
		10401738	250/110	6,2	26	124	48
		10401743	315/160	7,7	30	132	65
<b>KGR REDUCER</b>							
		*10401750	110/200	4,9	5	61	59
		*10401800	110/250	6,1	7	61	90
		*10401810	110/315	7,7	40	61	93
		*10401820	110/400	6	40	61	95
		*10401751	125/200	4,9	5	72	59
		*10401801	125/250	6,1	7	72	90
		*10401811	125/315	7,7	40	72	93
		*10401821	125/400	9,8	40	72	95
		*10401802	160/250	6,1	8	86	90
		*10401812	160/315	7,7	7	86	93
		*10401822	160/400	9,8	50	86	95
		*10401813	200/315	7,7	7	106	93
		*10401823	200/400	9,8	50	106	95
		*10401824	250/400	9,8	50	128	95
		*11503027	315/400				
		*11503044	400/500				


DESCRIPTION	PICTURE	CODE	(D/D1)	S	Z1	Z2	L1MIN	L2
<b>INSPECTION PIPE</b>								
		10401920	110/110	3,3	51,7	52,68	67	49,1
		10401921	125/110	3,3	51,7	51	72	54,6
		10401902	160/160	4	83	89	81	86
		10401903	200/160	4,9	86	111	99	106
		10401904	250/160	6,2	89	91	125	128
		10401905	315/160	7,7	93	104	134	155
		*11502603	400/160					


DESCRIPTION	PICTURE	CODE	D	S	L
<b>KG END CAP</b>					
		10402904	200	4,9	51,5
		10402900	250	6,2	90
		10402901	315	7,7	92,5
		10402902	400	9,8	95
		*11502504	500	12,3	120


DESCRIPTION	PICTURE	CODE	D	S	L1	L2	L3	L4
<b>NON-RETURN VALVE</b>								
		10202502	110	4,0	64	64	320	189
		10202503	125	4,0	68	65	318	226
		10202504	160	4,0	68	103	350	248
		10402000	200	4,5	100	86	455	300
		10402001	250	6,2	144	104	566	365
		10402002	315	7,7	160	116	728	454

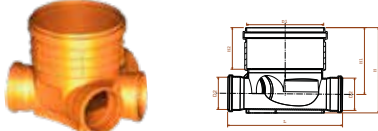
<b>NON-RETURN VALVE WITH TWO CLAPS</b>								
		10202505	110	4,0	62	62	355	190
		160						
		200						

DESCRIPTION	PICTURE	CODE	D	S	Z1	L2
<b>CLAP VALVE</b>						
		10402041	125	3,3	20	52
		10402042	160	4	25	62

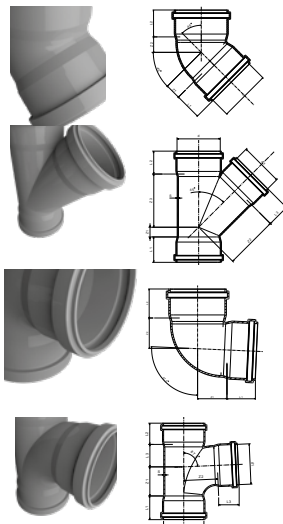
DESCRIPTION	PICTURE	CODE	(D/D1)
<b>SAG K/K</b>			
		10799210	250/160
		10799211	300/160
		10799212	400/160
		10799213	500/160
		10799214	600/160
		10799200	250/200
		10799201	300/200
		10799202	400/200
		10799203	500/200
		10799204	600/200

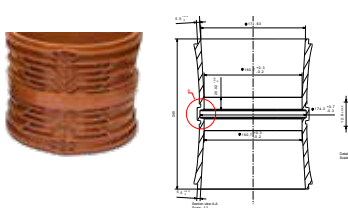
<b>SAG K/SW</b>			
		10799110	250/160
		10799111	300/160
		10799112	400/160
		10799113	500/160
		10799114	600/160
		10799100	250/200
		10799101	300/200
		10799102	400/200
		10799103	500/200
		10799104	600/200

DESCRIPTION	PICTURE	CODE	(D/D1)	H	H1	H2	L
<b>NON-RETURN VALVE</b>							
		10799224	315/160	384	281	190	479
		10799220	400/160	420	315	207	554
		10799221	400/200	470	340	207	586

<b>DRAIN MANHOLES</b>							
		10799225	315/160	395	309	185	490
		10799222	400/160	420	319	207	559
		10799223	400/200	470	344	207	584



DESCRIPTION	PICTURE	D	D1	S	Z1	Z2	L1MIN	L2	L3
KGB BEND 110/45°		110		3.1	33.02	33.02	58.53	58.53	
KGB BEND 125/45°		125		3.6	36.92	36.92	64.46	64.46	
KGB BEND 160/45°		160		4.5	45.46	45.46	79.42	79.42	
KGB BEND 110/87.5°		110		3.1	61.15	61.15	58.53	58.53	
KGB BEND 125/87.5°		125		3.6	68.85	68.85	64.46	64.46	
KGB BEND 160/87.5°		160		4.5	86.35	86.35	79.42	79.42	
KGEA BRANCH 110/110-45°		110	110	3.1	24.94	133.47	58.53	58.53	58.53
KGEA BRANCH 125/110-45°		125	110	3.7	16.07	146.47	64.46	64.46	58.53
KGEA BRANCH 125/125-45°		125	125	3.7	26.07	152.53	64.46	64.46	64.46
KGEA BRANCH 160/110-45°		160	110	4.7	1.15	173.97	90	79.42	58.53
KGEA BRANCH 160/125-45°		160	125	4.7	11.15	178.53	88.85	79.42	64.46
KGEA BRANCH 160/160-45°		160	160	4.7	36.15	195.57	88.85	79.42	79.42
KGEA BRANCH 110/110-87.5°		110	110	3.2	79.94	91.47	65.06	58.53	58.53
KGEA BRANCH 125/110-87.5°		125	110	3.7	68.07	93.65	140	64.46	58.53
KGEA BRANCH 125/125-87.5°		125	125	3.7	83.07	95.61	71.93	64.46	64.45
KGEA BRANCH 160/110-87.5°		160	110	4.7	66.15	123.62	88.85	79.42	58.53
KGEA BRANCH 160/125-87.5°	160	125	4.7	69.15	111.65	88.85	79.42	64.45	
KGEA BRANCH 160/160-87.5°	160	160	4.7	101.15	120.57	88.85	79.42	79.42	

DESCRIPTION	PICTURE	CODE
KGF FLOOD GATE Ø110		10203680
KGF FLOOD GATE Ø125		10203681
KGF FLOOD GATE Ø160		10203682
KGF FLOOD GATE Ø200		10203683
KGF FLOOD GATE Ø250		10203684
KGF FLOOD GATE Ø315		10203685
KGF FLOOD GATE Ø400 WELDED		11502908
KGF FLOOD GATE Ø500 WELDED		11502909

# BRAND MANIFESTO

---

We do not only sell pipes, we combine reliability with quality for the ultimate benefit of our clients.

We do not build short-term client relationships, but long-term and genuine partnerships.

Everything we do, we do with one thing in mind - to create ideas to perfectly match all our client needs and the best way for us to achieve this goal is to constantly educate our clients provide solutions that meet their specific needs and support them throughout the entire process.

Because our success is as big as your trust in us.



+381 034 700 300  
OFFICE@PESTAN.NET

1300 KAPLARA 189  
ARANDJELOVAC  
34300 SERBIA

---

**WWW.PESTAN.NET**